



Registry Operator's MONTHLY REPORT

March 2002

Prepared: April 8, 2002

**VeriSign Global Registry Services
21345 Ridgetop Circle
Dulles, VA 20166-6503**

VeriSign Registry Monthly Report – March 2002

As required by the ICANN/VeriSign Registry Agreements (Section 8 for .com; Section 3.15 for .net and .org), this report provides an overview of VeriSign Registry activity through the end of the reporting month. The information is primarily presented in table and chart format with text explanations as deemed necessary. The information is provided in the order as listed in *Appendix T* of the Registry Agreements. Pursuant to the agreements, "...items 5 - 12 shall be kept confidential by ICANN until three months after the end of the month to which the report relates."

Information is organized as follows:

1.	Accredited Registrar Status.....	3
	Table 1 – Accredited Registrar Status –March 2002.....	3
2.	Service Level Agreement Performance.....	3
	Table 2 – Service Level Agreement Performance – March 2002.....	3
3.	TLD Zone File Access Activity	4
	Table 3 – gTLD Zone File Access Activity March 2002	4
4.	Completed SRS Software Releases.....	4
	Table 4 – Completed Shared Registration System Releases	4
5.	Domain Names Under Sponsorship – Per Registrar	5
6.	Name Servers Registered – Per Registrar	5
7.	Domain Names Registered by Registry Operator	5
8.	Whois Service Activity	6
	Table 5 – Total Monthly “Whois” Queries (millions).....	6
9.	Monthly Growth Trends.....	6
	Table 6 – Total Monthly Domain Name Transaction Trend by Category (millions).....	6
	Table 7 –Total Monthly Name Server Transactions by Category (millions)	7
10.	Total Number of Transactions by Subcategory by Month.....	7
	Table 8 – Total Monthly Domain Name Write Transactions by Subcategory (millions) 7	
	Table 9 - Total Monthly Name Server Write Transactions by Subcategory (millions)....	8
11.	Average Daily Transaction Range (In Millions).....	8
	Figure 1 – Average Daily Transaction Range.....	8
12.	TLD Geographical Registrations Distribution	8
13.	Other Information.....	9
	Table 10 – Total Monthly Transactions by Category (In Millions).....	9
	Figure 2 – Total Transactions by Month (In millions)	10
	Figure 3 – TLD Registrations Distribution – March 31, 2002	10

VeriSign Registry Monthly Report – March 2002

1. Accredited Registrar Status

Table 1 displays the current number and status of the ICANN accredited registrars. The registrars are grouped into three categories:

1. **Operational Registrars:** Those who have authorized access into the Shared Registration System (SRS) for processing domain name registrations.
2. **Registrars In The Ramp-Up Period:** Those who have received a password to access the Registry operational test and evaluation (OT&E) environment. The OT&E environment is provided to allow registrars to develop and test their systems with the SRS.
3. **Registrars In The Pre-Ramp-Up Period:** Those who have been sent a welcome letter from the VeriSign Registry but have not yet executed the Registry Confidentiality Agreement and/or have not yet submitted a completed Registrar Information Sheet. In most cases registrars are sent welcome letters via overnight express mail on the same day accreditation notification is received from ICANN.

Table 1 – Accredited Registrar Status –March 2002

Status	# of Registrars
Operational Registrars	100
Registrars In Ramp-Up Period	41
Registrars In Pre-Ramp-Up Period	35
Total	176

2. Service Level Agreement Performance

Table 2 compares Service Level Agreement (SLA) Requirements with Actual Performance for the reporting month. As required by the ICANN/VeriSign Registry Agreements (Section 21 for .com; Section 3.3 for .net and .org), the VeriSign Registry is committed to provide service levels as specified in Appendix D of the agreements and to comply with the requirements of the SLA in Appendix E of the agreements. The SLA is incorporated into the VeriSign Registry Registrar Agreement that is executed with all operational registrars. **Note:** *The SLA permits two 12-hour windows per year to perform major upgrades.*

Table 2 – Service Level Agreement Performance – March 2002

Metric	SLA Requirement	Actual Performance
Total outage	8 hours	2 hours 11 minutes
Unplanned outage	4 hours	0 hours 00 minutes
Check domain average	3 seconds	.01 seconds
Add domain average	5 seconds	.01 seconds

VeriSign Registry Monthly Report – March 2002

3. TLD Zone File Access Activity

Table 3 summarizes the zone file access activity for the current reporting month. As required by the ICANN/VeriSign Registry Agreements (Section 21 for .com; Section 3.9 for .net and .org), the VeriSign Registry provides third parties bulk access to the zone files for the .com, .net, and .org TLDs.

Table 3 – gTLD Zone File Access Activity March 2002

Zone file access passwords previous month	538
New zone file access passwords	23
Total zone file access approvals end of reporting month	561

**On July 31, 2001 the total zone file access count was 1,131 under the old Registry agreement. In July a new ICANN Zone File Access agreement was sent out and as of August 31st only 340 had returned the signed agreement and currently have zone access.

4. Completed SRS Software Releases

As required by the ICANN/VeriSign Registry Agreements (Section 21 for .com; Section 3.9 for .net and .org), **Table 4** shows significant releases that have occurred since January 2001. The VeriSign Registry Shared Registration System (SRS) is continually being improved to better meet the needs of accredited registrars.

Table 4 – Completed Shared Registration System Releases

Release Name	Features	Target Date	Complete Date
Multilingual	Start of resolution stage, phase 1.	Dec 00	15 Jan 01
Fairfax 1	Improvements in data integrity and serviceability	Mid February	24 Feb 01
Multilingual	Addition of code points to support European languages	26 Feb 01	26 Feb 01
Multilingual	Start of resolution phase 2	Mid March	19 April 01
Multilingual	Addition of code points to support Southeast Asian and Indian languages	Late March	19 April 01
Multilingual	Addition of code points to support Middle Eastern languages	Apr 01	19 April 01
Nile	User feature improvements including universal blocking required by the new agreements.	28 Sep 01	28 Sep 01
Escrow	Data escrow enhancements	31 Oct 01	14 Dec 01
Core Release 4.0	User features required by the new agreements to include global user id, bulk transfer from one registrar to many.	19 Jan 2002	19 Jan 2002

VeriSign Registry Monthly Report – March 2002

Release Name	Features	Target Date	Complete Date
Core Release 4.1	Support of IPv.6, exclusion of orphan A records from gTLD zones, and minor enhancements for performance	15 May 2002	

5. Domain Names Under Sponsorship – Per Registrar

This data will be provided under separate cover.

6. Name Servers Registered – Per Registrar

This data will be provided under separate cover.

7. Domain Names Registered by Registry Operator

Per the requirements of the .com registry agreement Section 24.B and the .net/.org registry agreements Section 3.6.2, as of 31 December 2001, the following names should be in Appendix X:

Verisign Global Registry Services THE-VERISIGN-COM-NET-REGISTRY.COM
Verisign Global Registry Services THE-VERISIGN-COM-NET-REGISTRY.NET
Verisign Global Registry Services THE-VERISIGN-COM-NET-REGISTRY.ORG
Verisign Global Registry Services THE-VERISIGN-REGISTRY.COM
Verisign Global Registry Services THE-VERISIGN-REGISTRY.NET
Verisign Global Registry Services THE-VERISIGN-REGISTRY.ORG
Verisign Global Registry Services THEVERISIGNREGISTRY.COM
Verisign Global Registry Services THEVERISIGNREGISTRY.NET
Verisign Global Registry Services THEVERISIGNREGISTRY.ORG
Verisign Global Registry Services VCNR.COM
Verisign Global Registry Services VCNR.NET
Verisign Global Registry Services VCNR.ORG
Verisign Global Registry Services VERISIGN-COM-NET-REGISTRY.COM
Verisign Global Registry Services VERISIGN-COM-NET-REGISTRY.NET
Verisign Global Registry Services VERISIGN-COM-NET-REGISTRY.ORG
Verisign Global Registry Services VERISIGNCNR.COM
Verisign Global Registry Services VERISIGNCNR.NET
Verisign Global Registry Services VERISIGNCNR.ORG
Verisign Global Registry Services VRSN-CNR.COM
Verisign Global Registry Services VRSN-CNR.NET
Verisign Global Registry Services VRSN-CNR.ORG
Verisign Global Registry Services VRSN-COM-NET-REGISTRY.COM
Verisign Global Registry Services VRSN-COM-NET-REGISTRY.NET
Verisign Global Registry Services VRSN-COM-NET-REGISTRY.ORG
Verisign Global Registry Services VRSNCNR.COM
Verisign Global Registry Services VRSNCNR.NET
Verisign Global Registry Services VRSNCNR.ORG
Verisign Global Registry Services VRSNCOMNETREGISTRY.COM
Verisign Global Registry Services VRSNCOMNETREGISTRY.NET
Verisign Global Registry Services VRSNCOMNETREGISTRY.ORG

8. Whois Service Activity

Table 5 – Total Monthly “Whois” Queries (millions)

	Total Queries	Peak	Avg
Jun-01	645.3	30.8	23.1
Jul-01	627.8	30.8	20.3
Aug-01	595.8	22.4	19.2
Sep-01	519.2	23.3	17.3
Oct-01	478.7	21.4	15.4
Nov-01	460.1	27.1	15.3
Dec-01	739.0	29.3	23.8
Jan-02	740.3	39.8	23.9
Feb-02	701.4	33.2	25.0
Mar-02	731.6	37.9	23.6

9. Monthly Growth Trends

There are three main categories of monthly transactions executed by registrars via the Registry Registrar Protocol (RRP) with the Shared Registration System (SRS):

1. **Query** – This category includes the following transactions: query a domain and query a server.
2. **Write** – This category includes the following transactions: adding a new domain, deleting a domain, modifying a domain name record, renewing a domain, transferring a domain, adding a server, deleting a server and modifying a server record.
3. **Check** – This category includes the following transactions: check a domain and check a server.

Table 6 shows the number of domain name transactions for each of these categories.

Table 7 shows the number of name server transactions for each of these categories.

Table 6 – Total Monthly Domain Name Transaction Trend by Category (millions)

	Total	Query	%	Write	%	Check	%
May-01	877.4	42.0	4.8%	7.3	0.8%	828.2	94.4%
Jun-01	1,202.4	36.5	3.0%	46.1	3.8%	1,119.8	93.1%
Jul-01	1,577.6	37.4	2.4%	36.6	2.3%	1,503.6	95.3%
Aug-01	1,410.9	32.7	2.3%	67.2	4.8%	1,311.1	92.9%
Sep-01	2,607.0	27.2	1.0%	69.0	2.6%	2,510.8	96.3%
Oct-01	2,524.8	26.6	1.1%	57.9	2.3%	2,440.4	96.7%
Nov-01	3,627.0	27.8	0.8%	210.3	5.8%	3,388.9	93.4%

VeriSign Registry Monthly Report – March 2002

	Total	Query	%	Write	%	Check	%
Dec-01	4,069.9	42.8	1.1%	428.5	10.5%	3,598.5	88.4%
Jan-02	3,478.5	39.8	1.1%	439.5	12.6%	2,999.2	86.2%
Feb-02	3,191.9	37.6	1.2%	345.7	10.8%	2,808.6	88.0%
Mar-02	2,936.9	33.1	1.1%	774.7	26.4%	2,129.1	72.5%

Table 7 – Total Monthly Name Server Transactions by Category (millions)

	Total	Query	%	Write	%	Check	%
May-01	9.0	3.0	33.3%	0.8	9.2%	5.2	57.6%
Jun-01	10.9	3.7	33.6%	0.8	7.8%	6.4	58.7%
Jul-01	12.0	5.0	41.4%	0.8	6.3%	6.3	52.3%
Aug-01	9.8	3.5	35.6%	0.9	9.1%	5.4	55.3%
Sep-01	9.8	3.0	31.1%	0.7	6.7%	6.1	62.1%
Oct-01	20.6	12.3	59.6%	0.8	3.7%	7.6	36.7%
Nov-01	32.6	12.7	38.9%	0.6	1.9%	19.3	59.2%
Dec-01	26.7	11.4	42.6%	0.5	1.9%	14.8	55.5%
Jan-02	28.4	14.7	52.0%	0.6	2.0%	13.0	46.0%
Feb-02	20.4	12.3	60.2%	0.5	2.4%	7.6	37.4%
Mar-02	23.1	13.7	59.2%	0.2	1.1%	9.2	39.7%

10. Total Number of Transactions by Subcategory by Month

Table 8 shows the number of domain name ‘write’ transactions. **Table 9** shows the number of name server ‘write’ transactions.

Table 8 – Total Monthly Domain Name Write Transactions by Subcategory (millions)

	Total	Add	Delete	Modify	Renew	Transfer
May-01	7.3	2.2	0.7	3.4	0.4	0.5
Jun-01	46.1	39.2	1.3	4.0	0.7	0.9
Jul-01	36.6	30.6	1.0	3.8	0.6	0.6
Aug-01	67.2	60.8	1.1	4.1	0.7	0.5
Sep-01	69.0	63.3	1.3	3.4	0.5	0.5
Oct-01	57.9	51.6	1.2	4.0	0.5	0.5
Nov-01	210.3	203.3	1.7	4.3	0.5	0.5
Dec-01	428.5	419.5	1.6	6.3	0.5	0.6
Jan-02	439.5	428.6	1.1	8.2	0.7	0.8
Feb-02	345.7	333.4	1.6	9.4	0.7	0.6
Mar-02	774.7	762.7	3.2	7.5	0.7	0.6

VeriSign Registry Monthly Report – March 2002

Table 9 - Total Monthly Name Server Write Transactions by Subcategory (millions)

	Total	Add	Delete	Modify
May-01	0.83	0.80	0.01	0.02
Jun-01	0.85	0.82	0.01	0.02
Jul-01	0.75	0.71	0.01	0.03
Aug-01	0.89	0.84	0.01	0.03
Sep-01	0.66	0.59	0.05	0.02
Oct-01	0.77	0.69	0.05	0.03
Nov-01	0.62	0.56	0.02	0.04
Dec-01	0.50	0.44	0.02	0.04
Jan-02	0.57	0.52	0.01	0.04
Feb-02	0.49	0.45	0.01	0.03
Mar-02	0.25	0.17	0.05	0.03

11. Average Daily Transaction Range (In Millions)

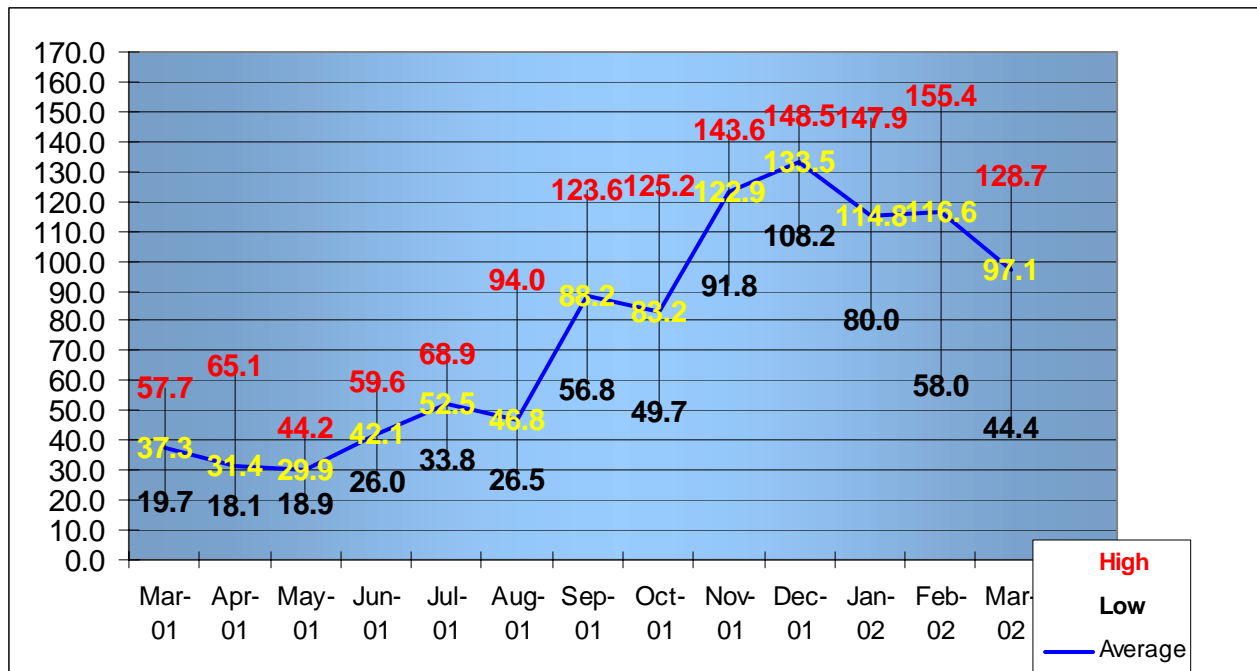


Figure 1 – Average Daily Transaction Range

12. TLD Geographical Registrations Distribution

The VeriSign Registry does not have registrant contact information.

13. Other Information

The following information is not required in the ICANN/VeriSign Registry Agreements but is provided as a continuation of data that was provided in monthly reports prior to the effective dates of the current agreements.

Table 10 shows the trend of total monthly transactions (domain names and name servers) for the .com, .net and .org TLDs.

Table 10 – Total Monthly Transactions by Category (In Millions)

	Total	Query	%	Write	%	Check	%
Mar-01	1,115.4	46.5	4.2%	9.8	0.9%	1,059.1	95.0%
Apr-01	899.6	34.0	3.8%	8.8	1.0%	856.8	95.2%
May-01	886.4	45.0	5.1%	8.1	0.9%	833.4	94.0%
Jun-01	1,213.3	40.1	3.3%	46.9	3.9%	1,126.2	92.8%
Jul-01	1,589.6	42.3	2.7%	37.4	2.4%	1,509.9	95.0%
Aug-01	1,420.7	36.2	2.5%	68.1	4.8%	1,316.5	92.7%
Sep-01	2,616.8	30.2	1.2%	69.7	2.7%	2,516.9	96.2%
Oct-01	2,545.4	38.9	1.5%	58.6	2.3%	2,447.9	96.2%
Nov-01	3,659.6	40.5	1.1%	210.9	5.8%	3,408.3	93.1%
Dec-01	4,096.6	54.2	1.3%	429.0	10.5%	3,613.3	88.2%
Jan-02	3,506.8	54.5	1.6%	440.1	12.5%	3,012.2	85.9%
Feb-02	3,212.2	49.8	1.6%	346.2	10.8%	2,816.2	87.7%
Mar-02	2,960.0	46.8	1.6%	775.0	26.2%	2,138.2	72.2%

Figure 2 displays the monthly growth trend in total Registry transactions (domain names and name servers) in millions for the .com, .net and .org TLDs.

VeriSign Registry Monthly Report – March 2002

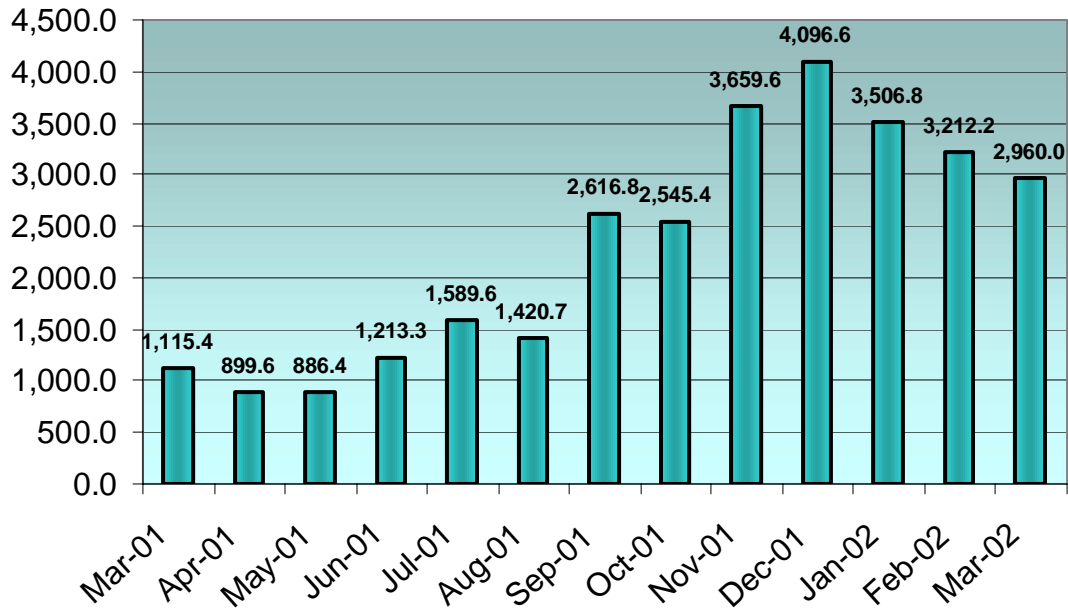


Figure 2 – Total Transactions by Month (In millions)

Figure 3 shows the percent of second-level domain names registered in each of the .com, .net and .org gTLDs as of the end of the current reporting month.

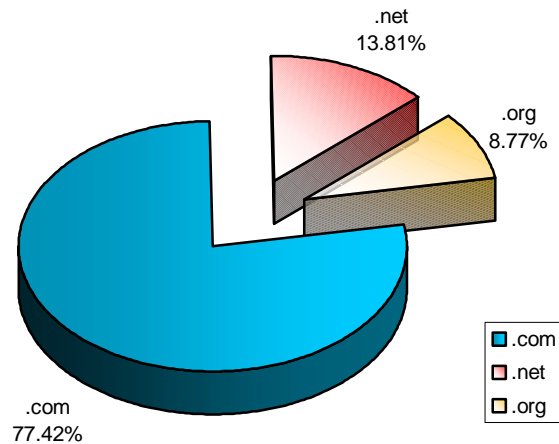


Figure 3 – TLD Registrations Distribution – March 31, 2002

The following information is provided as required by the ICANN/VeriSign Registry Agreements (.com, Section 8; .net and .org, Section 3.15; and requirements 5 and 6 in Appendix T for all three agreements). As stated in Appendix T, the following information "shall be kept confidential by ICANN until three months after the end of the month to which the report relates."

Total Registrations in the VeriSign Registry Database and Name Server Count as of March 31, 2002

REGISTRAR	COM	NET	ORG	Total Domain Names	Name Servers
007Names, Inc.	1,448	225	142	1,815	36
1 Domain Names International, Inc. d/b/a 1dni.com	307	52	34	393	9
1 eNameCo.	13,766	3,110	2,705	19,581	444
123 Easy Domain Names dba Signature Domains	19,976	8,855	3,446	32,277	333
123 Registration, Inc.	1,806	376	264	2,446	65
1stDomain.net, division of G+D International LLC	10,983	2,295	1,495	14,773	1,065
A Technology Company, Inc. d/b/a namesystem.com	149	33	27	209	9
Abacus America, Inc. dba Names4Ever	104,315	17,634	11,030	132,979	3,933
ABC Telemedia AG	26,823	9,360	5,420	41,603	768
Active ISP ASA	36,867	6,533	3,817	47,217	92
Address Creation	4,063	604	458	5,125	199
Alices Registry, Inc.	17	4	7	28	6
All West Communications, Inc. d/b/a AW Registry	32,061	6,806	3,586	42,453	1,447
Alldomains.com Inc.	70,448	11,545	7,314	89,307	1,076
America Online, Inc. dba AOL and/or CompuServe-AOL	2,292	969	813	4,074	78
Ascio Technologies, Inc.	60,616	16,493	9,391	86,500	354
BB Online UK Ltd	7,047	1,395	865	9,307	170
Blueberry Hill Comm., Inc. dba 4Domains.com	2,157	365	297	2,819	54
BookMyName SAS	4,496	899	663	6,058	82
BulkRegister.com, Inc.	1,238,344	196,603	115,953	1,550,900	21,377
Capital Networks Pty LTD	33,287	5,236	2,458	40,981	1,020
Catalog.com, Inc.	20,202	2,665	2,560	25,427	83
Computer Services Langenbach GmbH dba joker.com	312,219	72,498	35,231	419,948	8,019
ComputerDataNetworks dba shop4domain/netonedomains	5,880	256	140	6,276	33
CORE Internet Council of Registrars	473,989	112,543	57,644	644,176	10,830
Corporate Domains, Inc.	482	203	124	809	29
Dada Spa	6,129	1,587	1,027	8,743	13
Deutsche Telekom AG			181	181	2
Direct Information Pvt. Ltd., dba Directl.com	7,219	833	590	8,642	252
Domain Bank, Inc.	181,614	26,731	15,847	224,192	2,482

The following information is provided as required by the ICANN/VeriSign Registry Agreements (.com, Section 8; .net and .org, Section 3.15; and requirements 5 and 6 in Appendix T for all three agreements). As stated in Appendix T, the following information "shall be kept confidential by ICANN until three months after the end of the month to which the report relates."

Total Registrations in the VeriSign Registry Database and Name Server Count as of March 31, 2002

REGISTRAR	COM	NET	ORG	Total Domain Names	Name Servers
Domain Registration Services	39,260	5,415	4,186	48,861	1,470
DomainDiscover	298,098	56,830	31,576	386,504	5,864
Domaininfo AB d/b/a domaininfo.com	22,887	5,433	3,497	31,817	1,956
DomainPeople, Inc.	111,571	17,062	10,359	138,992	4,246
DomainRegistry.com, Inc.	8,615	1,457	1,309	11,381	332
Domainsite.com, Inc.	13,638	2,380	1,732	17,750	106
DomainZoo.com, Inc.	5,462	1,820	1,049	8,331	70
Dotster, Inc.	417,704	69,934	47,904	535,542	17,935
Eastern Communications Co., Ltd.	6,452	897	321	7,670	136
Easyspace LTD	204,240	39,686	20,040	263,966	2,419
eMarkmonitor Inc. dba Markmonitor	2,180	497	458	3,135	46
EnetRegistry.com Corporation	612	96	51	759	37
eNom, Inc.	634,999	85,299	50,884	771,182	10,565
EPAG Enter-Price Multimedia AG	34,517	14,494	8,961	57,972	266
G.K. Group, L.L.C.	62,642	11,418	7,821	81,881	2,344
Gabia, Inc.	108,869	22,901	7,862	139,632	6,730
GANDI	222,860	55,754	43,548	322,162	13,648
Global Media Online, Inc	165,955	36,953	13,043	215,951	15,568
Globedom Datenkommunikations GmbH	2,408	639	302	3,349	99
Go Daddy Software, Inc.	573,794	100,464	63,893	738,151	19,449
HANGANG Systems, Inc. d/b/a doregi.com	87,442	20,626	4,989	113,057	8,969
I.D.R. Internet Domain Registry Ltd.	4,420	99	100	4,619	21
iHoldings.com, Inc. d/b/a Dotregistrar.com	420,334	57,809	24,402	502,545	4,344
Innerwise, Inc. d/b/a ItsYourDomain.com	224,697	30,196	17,823	272,716	3,692
InterAccess Co.	1,595	374	386	2,355	37
Interactive Telecom Network, Inc.	2,172	248	26	2,446	6
Intercosmos Media Group, Inc	398,837	54,586	31,931	485,354	9,510
Interdomain, S.A.	28,035	3,454	2,243	33,732	410
Key-Systems GmbH	7,024	2,245	1,374	10,643	626
Melbourne IT, Ltd. d/b/a Internet Names Worldwide	1,229,001	211,140	121,730	1,561,871	11,754
Mobilcom City Line GmbH dba topnet AG	9	9	1	19	5
Mr.DomReg.com Inc.	1,654	1,014	286	2,954	78
NAMEBAY	19,996	3,734	2,458	26,188	367

The following information is provided as required by the ICANN/VeriSign Registry Agreements (.com, Section 8; .net and .org, Section 3.15; and requirements 5 and 6 in Appendix T for all three agreements). As stated in Appendix T, the following information "shall be kept confidential by ICANN until three months after the end of the month to which the report relates."

Total Registrations in the VeriSign Registry Database and Name Server Count as of March 31, 2002

REGISTRAR	COM	NET	ORG	Total Domain Names	Name Servers
NameEngine, Inc.	5,413	1,403	1,124	7,940	108
NameScout Corp	21,747	3,185	2,162	27,094	319
NamesDirect.Com, Inc.	75,404	14,087	9,779	99,270	1,377
NameSecure.com	174,498	28,894	20,578	223,970	822
NameTree, Inc.	15		1	16	0
Netbenefit PLC aka NetNames	15,173	4,058	2,877	22,108	28
Neteka, Inc	878	125	82	1,085	15
Netpia.com, Inc.	98,300	19,893	5,999	124,192	3,014
Network Solutions, Inc.	10,058,603	1,768,455	1,271,108	13,098,166	438,212
Nominalia Internet S.L.	1,932	419	302	2,653	322
NORDNET	56,593	3,532	2,618	62,743	102
Omnis Network, LLC	6,004	767	677	7,448	318
OnlineNIC, Inc. d/b/a China-channel.com	182,539	25,740	6,787	215,066	4,047
Parava Networks Inc dba RegistrateYa.com nAAme.com	22,490	4,662	2,651	29,803	514
pAsia, Inc.	3,002	631	267	3,900	210
Primus Telco Pty Ltd dba PrimusDomain/PlanetDomain	6,077	1,190	658	7,925	490
PSI-Japan, Inc.	27,201	5,296	2,043	34,540	4,376
R&K GlobalBusinessServices,Inc. dba 000Domains.com	173	26	10	209	5
register.com, Inc.	2,319,421	413,044	260,361	2,992,826	57,539
Registration Technologies, Inc.	1,544	416	298	2,258	14
Schlund+Partner AG	307,944	109,400	59,280	476,624	491
Secura GmbH	3,811	1,166	806	5,783	129
Stargate Communications, Inc.	131,347	23,168	13,064	167,579	3,176
Talk.com	1			1	0
The Name It Corporation dba aitdomains.com	81,201	11,403	7,944	100,548	1,865
The Registry at Info Avenue d/b/a IA Registry	88,602	5,752	3,773	98,127	248
TLDs, Inc. dba SRSplus	13,957	3,230	2,012	19,199	427
TotalRegistrations	19,909	4,200	1,941	26,050	504
Transpac	17,819	2,652	1,766	22,237	368
Tucows, Inc.	2,303,996	411,416	252,596	2,968,008	68,770
Venture.co, Inc. dba DomainCity	22	4	1	27	3
Verisign Global Registry Services	10	10	10	30	8
Virtual Internet UK Ltd.	1,675	313	169	2,157	9

The following information is provided as required by the ICANN/VeriSign Registry Agreements (.com, Section 8; .net and .org, Section 3.15; and requirements 5 and 6 in Appendix T for all three agreements). As stated in Appendix T, the following information "shall be kept confidential by ICANN until three months after the end of the month to which the report relates."

Total Registrations in the VeriSign Registry Database and Name Server Count as of March 31, 2002

REGISTRAR	COM	NET	ORG	Total Domain Names	Name Servers
Wooho T&C Ltd., d/b/a rgnames.com	979	284	72	1,335	70
Xin Net Corp.	99,196	17,150	3,417	119,763	3,445
YesNIC Co. Ltd.	145,277	34,211	8,578	188,066	13,419
TOTALS	24,333,734	4,341,853	2,755,885	31,431,472	802,229